


**PETRUS**  
evident design



# INTRO

*PETRUS represents the classic completeness of aesthetics fusing utility in a conscious harmony.*

PETRUS is the brand we created to celebrate the permanent strength and playful diversity of the material of concrete. Our devotion to concrete has been manifesting in a collection of luxurious design products. PETRUS EVIDENT DESIGN COLLECTION supports both luxurious and exclusively dominant appearance and the pure and simple colour- and pattern line of minimal trends.

The collection includes several models possessing the advantage of various laying possibilities. The visual rhythms created by the different line systems define the dynamics of the surface. Breaking the patterns emphasizes the presence of the concrete tiles, making them a dominant element of the space. Beyond aesthetics, it also serves directing attention and setting focuses like a visual boost for headings, routes for customers, information point, etc. Meanwhile tiles applied in a symmetric system are accommodating into the atmosphere imagined smoothly, supplying a static background to the elements highlighted.

The variations in the collection enable the visual playing of 3D, perspective, colour-, light- and shadow effects on the surface. The designers of PETRUS EVIDENT DESIGN had the clear vision of creating a luxurious collection of strong aesthetics exploiting the visual possibilities of the compositions supporting practical purposes. The motifs, the variations of sharp and tender lines, the continuity and the breaking of it, the finished formations not only support the aesthetical conception but are tools of directing attention and emphasizing the visual atmosphere.



## TIZIANO

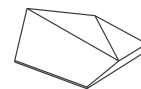
Our collection named after TIZIANO is a salute to the greatness of renaissance painting, giving a new view of perspectives and luxurious wall decorations we admire. Tiziano was the master of capturing the colours changing in light. This collection allows a beautiful play of lights on its 3D surface, showing new perspectives altering according to the lights falling over the tiles. We recommend this collection for monumental in- and outdoor surfaces. The optical play of it predominates especially on massive sunlit facades.

## TECHNICAL INFORMATION

→ 240 mm

↑ 330 mm

□ 18,3 pcs/m<sup>2</sup>







## CLOVER

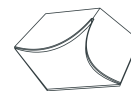
The motive of CLOVER is an ancient symbol in architecture and fine arts. This collection is the reconsideration of the symbol of 3 little leaves branching out from one stalk, creating a pure and modern visual conception. The playful yet simple lines and the 3D arrangement envision the image of a tidy field of clovers. Laying the tiles of the collection on a smaller surface recalls the luxury of nature's organic symmetry.

## TECHNICAL INFORMATION

→ 250mm

↑ 288mm

□ 18,5pcs/m<sup>2</sup>



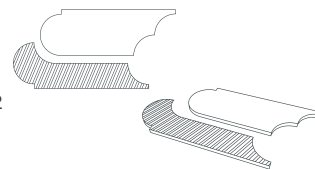


## COUPLE

This special floor design was inspired by motivating human relationships. The contrast and approach of square and curved lines gives the rhythm of the collection of COUPLE, where the lines crash, fall in and uplift each other. The optical dynamism is created by the alternation of the sharp and soft silhouettes, the curves waving among the strict lines. The clear motifs enable these tiles to decorate large areas like halls, lounges or smaller the floor of smaller places with delicate visual elements.

## TECHNICAL INFORMATION

- 218mm
- ↑ 644mm
- 5,44pcs/m<sup>2</sup>







## PEACOCK

This collection is defined by gentle pulsing, flourish lines. The tracing of PEACOCK is a salute to the beauty and dignity of the curves. Peacock is the symbol of wholeness and immortality in different cultures. The opening and closing of its highly decorated tail feathers shows the cyclic temporal and spatial dynamics of the universe. This gentle yet powerful, luxuriously ornamented collection gives exclusive atmosphere for special spaces.

## TECHNICAL INFORMATION

→ 297mm

↑ 278mm

□ 22,7pcs/m<sup>2</sup>



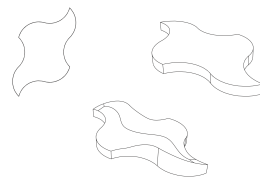


## PINWHEEL

The designers of PINWHEEL worked on moving you out of your comfort zone with the cheerful approach of showing the playful characteristic of concrete. The 3D optical play of this tile gives the impression of the delicate ruffles of the pinwheel. The plasticity of curved lines gives the dynamism of the collection. The two types of tiles in the PINWHEEL collection allow us to scale the dynamism of the space according to its function and the atmosphere desired.

## TECHNICAL INFORMATION

- 144mm
- ↑ 250mm
- 55,4pcs/m<sup>2</sup>





## RELIEF

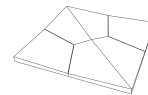
Our designers created the collection of RELIEF where the atmosphere of pure luxury meets high potential in application. Simple lines, the play of angles causing variability and three dimensions in the layout makes the RELIEF collection special. This pure atmosphere makes the collection universal, giving relaxed atmosphere while avoiding monotony even on monumental surfaces. We highly recommend it to any kind of spaces and facades.

## TECHNICAL INFORMATION

→ 1000mm

↑ 1000mm

□ 1pc/m<sup>2</sup>







## ARROW

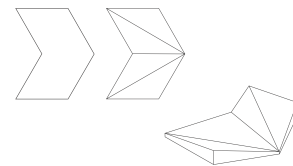
Orderly pulsing dynamics created by sharp lines gives the main characteristics of the ARROW collection. It was named after the shape of the arrow; the 3D tiles are referring to. The orderly tracing and direction of the motifs gains attention and are able to direct it. These tiles do not only give aesthetics to the surface but can also work as a form of visual guidelines.

## TECHNICAL INFORMATION

→ 277mm

↑ 240mm

□ 22,5pcs/m<sup>2</sup>





## TOGETHER

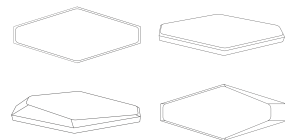
The designers of TOGETHER were inspired by nature. This very clear 3D collection recalls the rhythm of collective motion of large number of animals like flocking birds or shoaling fish. These collective social behaviours evolved by choosing co-operation in order to survive, arising from simple rules that are followed by individuals and does not involve any central coordination. One element of the collection gives the atmosphere of peaceful togetherness even on large surfaces. Meanwhile the other element can give dramatic dynamics, visual tension and focus points to the surface.

## TECHNICAL INFORMATION

→ 131mm

↑ 298mm

□ 39,4pcs/m<sup>2</sup>





## RIBBON

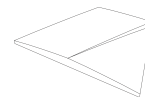
The RIBBON collection of PETRUS EVIDENT DESIGN gives the luxury of simplicity with its perfect geometrical minimalism. It gives the optical impression of ribbons running together giving a cool elegance to all spaces. These wall tiles are functioning perfectly well in all kind of stylish areas. It is able to keep the luxury of stylish minimalism even on grand surfaces.

## TECHNICAL INFORMATION

→ 783mm

↑ 600mm

□ 2,83pcs/m<sup>2</sup>





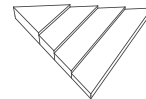
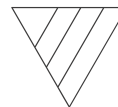


## UP & DOWN

The collection of UP AND DOWN gives great alternatives of the layout. The pulsing of the rhombuses gives dynamics to the surface, while the strict lines provide the atmosphere of an orderly unit. This 3D collection has a symmetric rhythm which gives exclusive atmosphere for large surfaces but it can also create the focus applied in smaller areas.

## TECHNICAL INFORMATION

- 205mm
- ↑ 205mm
- 50pcs/m<sup>2</sup>





## OVERLAP

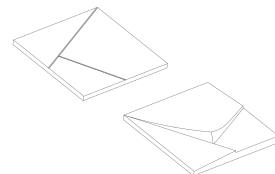
The designers of OVERLAP created a unique 3D wall tile collection using the visual effects of dimensions, depth and the play of light and shadows to show the graceful playfulness of concrete material. This collection expresses delicacy and luxury even on monumental in- and outdoor surfaces, facades exploiting the special visual effects of light.


## TECHNICAL INFORMATION

→ 197mm

↑ 197mm

□ 25,8pcs/m<sup>2</sup>





## BLOSSOM

The most lyric model of PETRUS EVIDENT DESIGN is the collection of BLOSSOM. The soft petal shapes curving into strict triangles provides the special visual effect to this 3D tile. The motive of the flower combined with the triangle expresses the universal harmony of feminine and masculine characteristics. The delicate composition gives an elegant and clear atmosphere.

## TECHNICAL INFORMATION

- 200mm
- ↑ 200mm
- 57,8pcs/m<sup>2</sup>







## RIVER

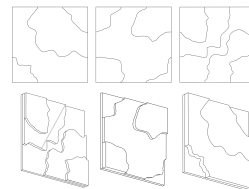
The collection of RIVER was inspired by the asymmetric order and the strength of the constant motion and change of nature. The patch-like shapes recall the soft but steady silhouettes created by the river. The collection includes 3 different elements supplying great variability and dynamism. It avoids monotony even on grand surfaces and takes advantage of the play of the changing lights.

## TECHNICAL INFORMATION

→ 300mm

↑ 300mm

□ 11,11pcs/m<sup>2</sup>





## PULSE

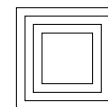
The vibrating dynamics of PULSE collection is provided by the orderly reducing square lines. The blur of the sides of the strict squares gives a relaxed visual balance and softness to the surface. The tuned rhythm of the sharp and blurring lines make the tiles of PULSE appear greatly on large surfaces. Specially lit spaces and facades lit by sunlight are the best to maximize the 3D effect of these tiles, showing a beautiful play of lights on its surface.

## TECHNICAL INFORMATION

→ 600mm


↑ 600mm

□ 2,8pcs/m<sup>2</sup>



# available colors

Integral color in concrete achieved by incorporating pigments into the concrete mix design, that results the longer lifespan of the design tiles. The colors may have minor tone variations within the order because of the procedure of manufacturing concrete products.





## TECHNICAL INFORMATION

### TIZIANO

P.2



→ 240mm  
↑ 330mm  
☐ 18,3pcs/m<sup>2</sup>

### CLOVER

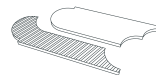
P.3



→ 250mm  
↑ 288mm  
☐ 18,5pcs/m<sup>2</sup>

### COUPLE

P.4



→ 218mm  
↑ 644mm  
☐ 5,44pcs/m<sup>2</sup>

### PEACOCK

P.5



→ 297mm  
↑ 278mm  
☐ 22,7pcs/m<sup>2</sup>

### PINWHEEL

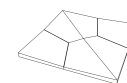
P.6



→ 144mm  
↑ 250mm  
☐ 55,4pcs/m<sup>2</sup>

### RELIEF

P.7



→ 1000mm  
↑ 1000mm  
☐ 1pc/m<sup>2</sup>

### ARROW

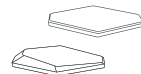
P.8



→ 277mm  
↑ 240mm  
☐ 22,5pcs/m<sup>2</sup>

### TOGETHER

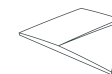
P.9



→ 131mm  
↑ 298mm  
☐ 39,4pcs/m<sup>2</sup>

### REBON

P.10



→ 783mm  
↑ 600mm  
☐ 2,83pcs/m<sup>2</sup>

### UP&DOWN

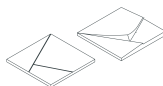
P.11



→ 205mm  
↑ 205mm  
☐ 50pcs/m<sup>2</sup>

### OVERLAP

P.12



→ 197mm  
↑ 197mm  
☐ 25,8pcs/m<sup>2</sup>

### BLOSSOM

P.13



→ 200mm  
↑ 200mm  
☐ 57,8pcs/m<sup>2</sup>

### RIVER

P.14



→ 300mm  
↑ 300mm  
☐ 11,11pcs/m<sup>2</sup>

### PULSE

P.15



→ 600mm  
↑ 600mm  
☐ 2,8pcs/m<sup>2</sup>

## MATERIAL

PETRUS uses a high-performance concrete for the products. It contains aggregates from around the factory's neighbors quarries and from the leading concrete chemical suppliers. All the tiles are treated by sealer with UV-stain and household chemical resistance. PETRUS factory has its own strict policy about mid-production control.

## CONTACT



[www.petrusconcrete.com](http://www.petrusconcrete.com)

[info@petrusconcrete.com](mailto:info@petrusconcrete.com)

Reménypuszta 9.  
HU7631 PÉCS